



AAKAR PUBLIC SCHOOL



AAKAR PUBLIC SCHOOL

Summer  
holiday  
Homework

Student Name: \_\_\_\_\_

Class: \_\_\_\_\_ I \_\_\_\_\_

Session: \_\_\_\_\_ 2026-27 \_\_\_\_\_





# HAPPY HOLIDAYS !!

It's time to have some fun, Summer holidays have just begun.  
You can dance, you can sing

That will be a wonderful  
thing!

Put together a jigsaw, bake a cake,

Or may be a chocolate or strawberry shake.

Help your mom and dad as you always should

Care for your grandparents as a young SDPIAN  
would!

Work, enjoy, have fun – with your head held high.

# GENERAL INSTRUCTIONS

## LET HEALTHY LIFESTYLE BE YOUR PRIORITY

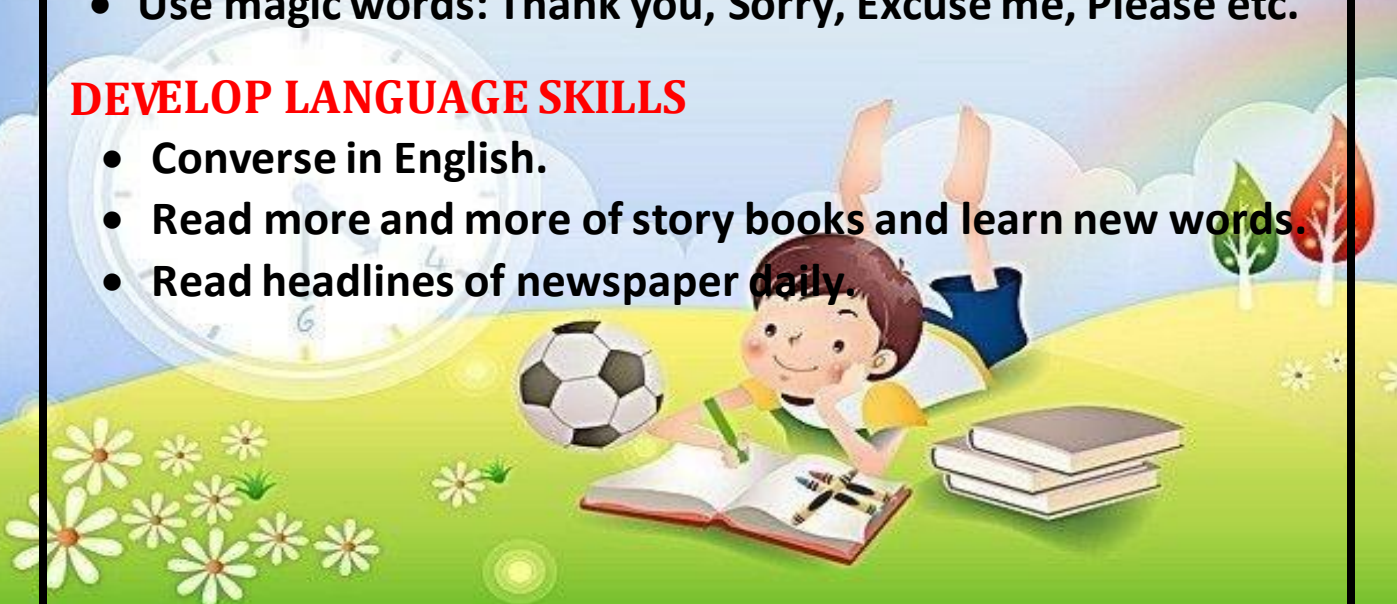
- Wash hands frequently using soap and water.
- Eat healthy food.
- Drink plenty of water.
- Go for walk and exercise regularly.
- Trim your nails regularly.
- Take bath every day.

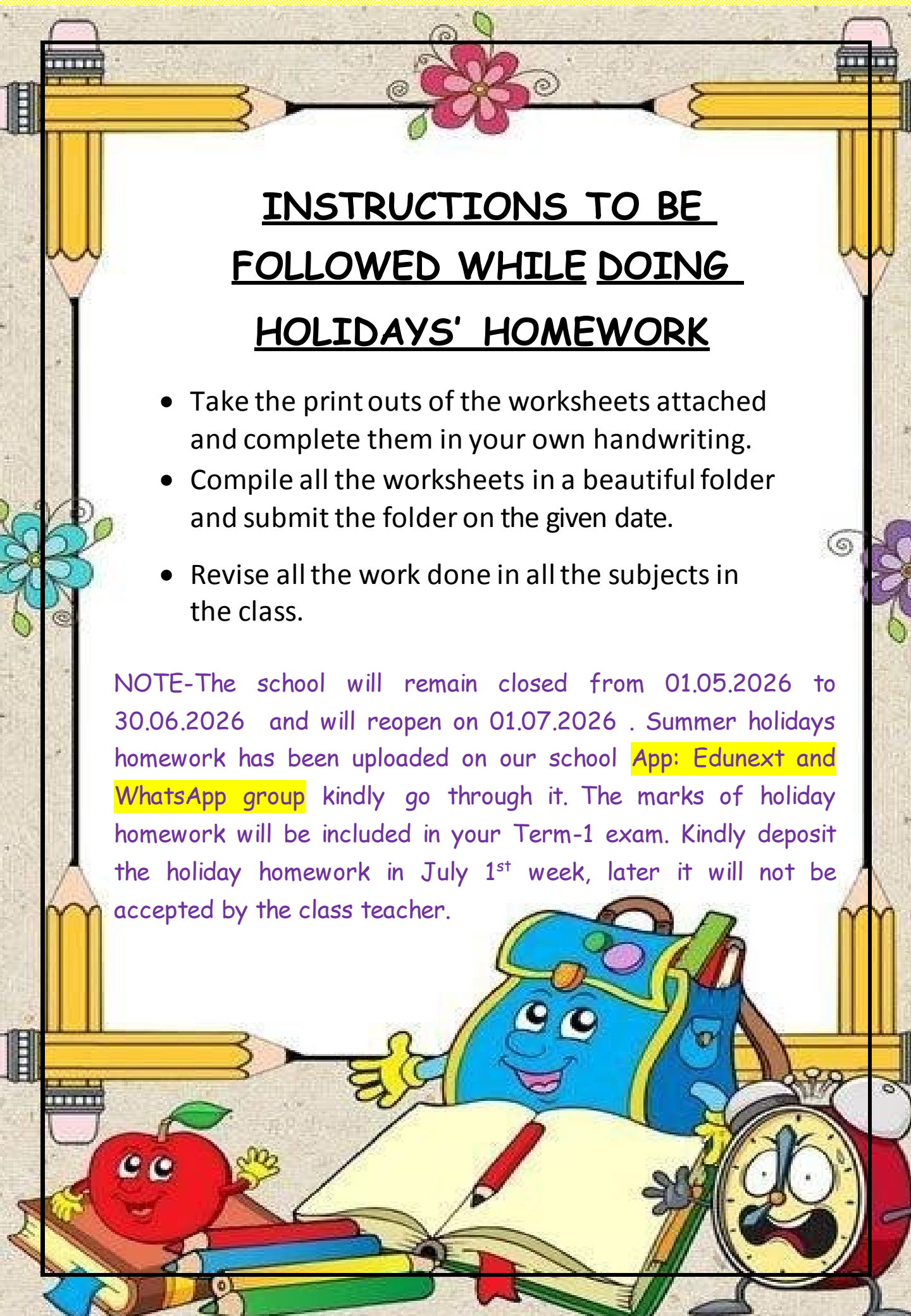
## BE A WONDERFUL HUMAN BEING

- Follow a schedule during holidays.
- Watch educational channels like Discovery Kids, Animal Planet etc.
- Be a helping hand to your parents and learn the skill of shared responsibility.
- Feed and help the needy people.
- Pray to almighty every day.
- Use magic words: Thank you, Sorry, Excuse me, Please etc.

## DEVELOP LANGUAGE SKILLS

- Converse in English.
- Read more and more of story books and learn new words.
- Read headlines of newspaper daily.






## INSTRUCTIONS TO BE FOLLOWED WHILE DOING HOLIDAYS' HOMEWORK

- Take the print outs of the worksheets attached and complete them in your own handwriting.
- Compile all the worksheets in a beautiful folder and submit the folder on the given date.
- Revise all the work done in all the subjects in the class.

NOTE-The school will remain closed from 01.05.2026 to 30.06.2026 and will reopen on 01.07.2026 . Summer holidays homework has been uploaded on our school **App: Edunext and WhatsApp group** kindly go through it. The marks of holiday homework will be included in your Term-1 exam. Kindly deposit the holiday homework in July 1<sup>st</sup> week, later it will not be accepted by the class teacher.



## LEARN BEYOND THE CLASSROOM WITH E-LEARNING

E-Learning is an empowering tool for students to enhance their knowledge and skills. Enhance your learning in a fun way by watching the given videos.

### English (Rhymes & Alphabets)

- ☐ Learn alphabets, words, and phonics

[https://www.youtube.com/results?search\\_query=class+1+english+alphabets+phonics](https://www.youtube.com/results?search_query=class+1+english+alphabets+phonics)

- ☐ Fun rhymes for Class 1 kids

[https://www.youtube.com/results?search\\_query=class+1+english+rhymes+videos](https://www.youtube.com/results?search_query=class+1+english+rhymes+videos)



# NOUN

Look at the picture and tick the correct noun



Thing

Animal



Place

Thing



Thing

Person



Animal

Thing



Place

Person



Person

Thing



Animal

Thing



Thing

Animal



Person

Animal



Place

Person

# RHYME-A-WHILE

Identify the given pictures and write their rhyming words.



# PHONIC BLEND

Look at the given pictures and fill in the missing letters to complete the 'th' sound words.



Th \_ \_ \_



Th \_ \_ \_



Th



Th




Th \_ \_ \_



Th \_ \_ \_ \_

# COLOUR IDENTIFICATION

Look at the scenery and name the colours.



Sun - \_\_\_\_\_

Mountains - \_\_\_\_\_

Trees - \_\_\_\_\_

Flowers - \_\_\_\_\_

Hut - \_\_\_\_\_


Clouds - \_\_\_\_\_

Apples - \_\_\_\_\_

Lake - \_\_\_\_\_

## FUN WITH WEEK DAYS

Read the given days of the week and write down its next day.



दिए गए शब्दों से समान स्वर वाले शब्द बनाइए।



दिए गए शब्दों से वाक्य बनाइए।

1. महल -

\_\_\_\_\_

2. नाव -

\_\_\_\_\_

3. खत -

\_\_\_\_\_

4. गाना -

\_\_\_\_\_

5. फल -

\_\_\_\_\_

6. गाजर -

\_\_\_\_\_

7. शहर -

\_\_\_\_\_

8. तबला -

\_\_\_\_\_

9. कसरत -

\_\_\_\_\_

10. अखबार -

\_\_\_\_\_



# शब्दों की रेलगाड़ी

नीचे दिए गए उदाहरण के अनुसार शब्दों को पढ़कर अंतिम वर्ण से नया शब्द बनाइए।

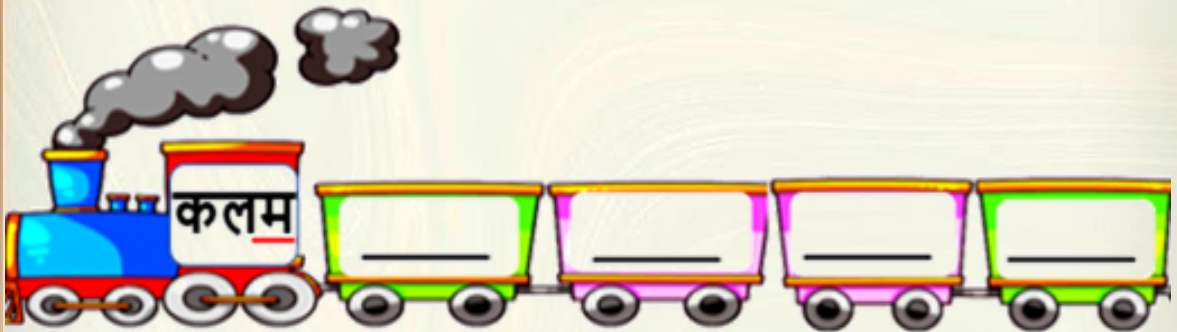
उदाहरण:

नल

लहर

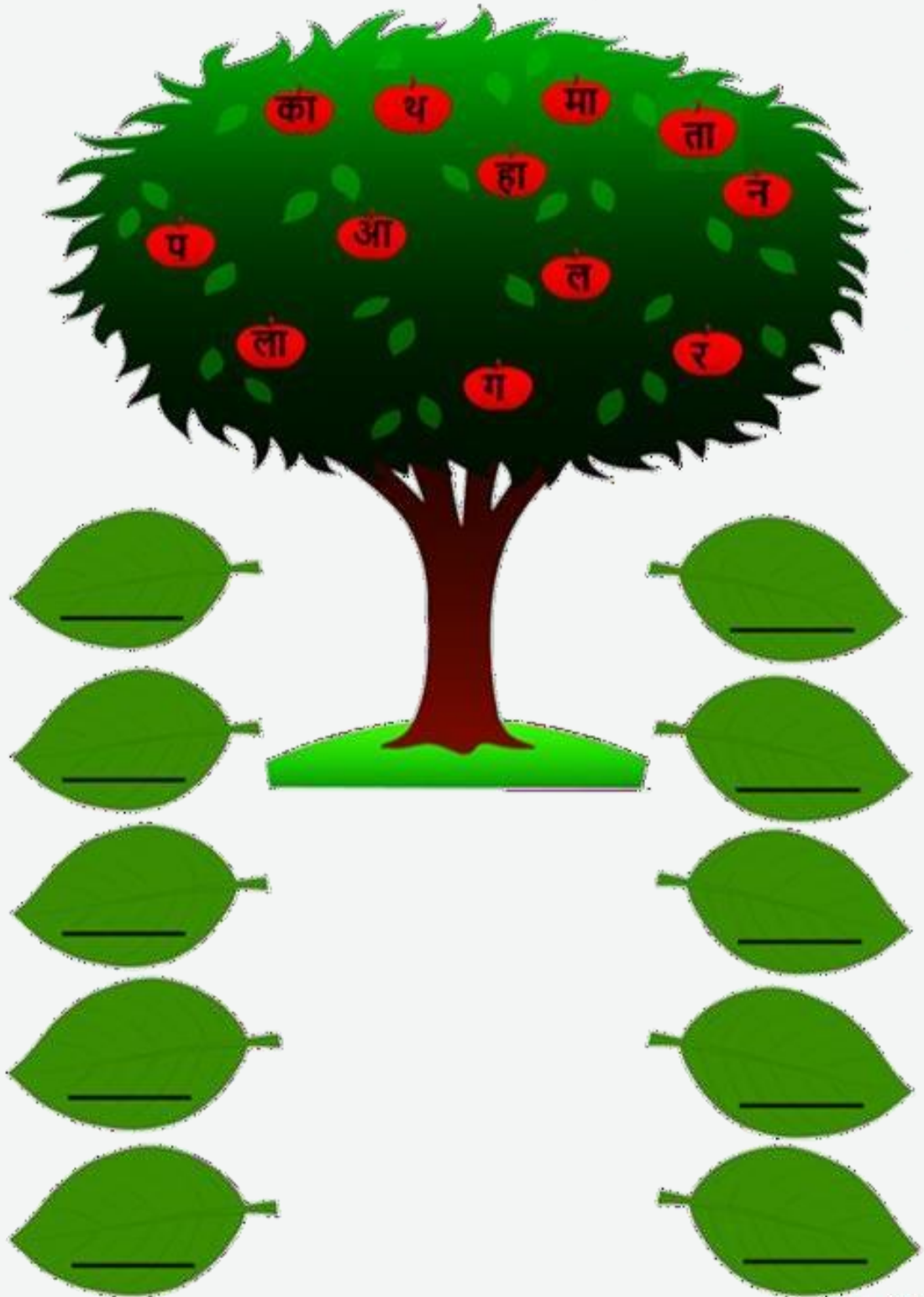
रथ

थरमस



# नए शब्दों का खेल

नीचे दिए गए वर्णों से नए शब्द बनाइए।



## Greater and Smaller

Pick up the greater number and write it in the box in front of the alligator's open mouth and the smaller one behind its tail.



17, 38



23, 25



19, 20



6, 16



15, 25



29, 35



11, 23



15, 16



12, 24



18, 22


# Greatest Number and Smallest Number

Colour the greatest number with Blue and smallest number with Red.



# Number Names and Numerals

Count each object in the picture and write its numeral and number name.



\_\_\_\_\_



\_\_\_\_\_



\_\_\_\_\_



\_\_\_\_\_



\_\_\_\_\_



\_\_\_\_\_



# My Self



1. My name is \_\_\_\_\_.

2. I am \_\_\_\_ years old.

3. I live in \_\_\_\_\_.

4. I study in class \_\_\_\_\_.

5. My school name is \_\_\_\_\_.

6. I love my parents and family.

7. My favorite subject is \_\_\_\_\_.

8. My favorite game is \_\_\_\_\_.


9. I like to \_\_\_\_\_, \_\_\_\_\_, and \_\_\_\_\_.

10. I am a \_\_\_\_\_ boy.



# BODY PARTS

Choose the correct words from the list box and write them in the correct boxes.



## WORD LIST

- arm
- head
- leg
- foot
- eye
- toe
- ear
- knee
- hand
- hair
- finger
- shoulder

# COOKING WITHOUT FIRE ACTIVITY

Make any refreshing summer drink, note down its name and ingredients. Also, capture the moment of enjoying it.

NAME OF THE DRINK

\_\_\_\_\_

INGREDIENTS

\_\_\_\_\_

\_\_\_\_\_

\_\_\_\_\_

\_\_\_\_\_

\_\_\_\_\_

CAPTURED MOMENT



Write the correct name of the these animals from the help of given box.



lion	zebra	giraffe
elephant	rhino	monkey

Match the body parts with the correct name.

MY BODY

eye

nose

hair

teeth

arm

neck

mouth

knee

ear

hand











foot

leg



# Parts of the body

Look at the pictures and circle the correct words

 <input type="text" value="Head"/> <input type="text" value="Hair"/>	 <input type="text" value="Eyelashes"/> <input type="text" value="Ears"/>
 <input type="text" value="Hand"/> <input type="text" value="Hair"/>	 <input type="text" value="Arm"/> <input type="text" value="Back"/>
 <input type="text" value="Eyes"/> <input type="text" value="Ears"/>	 <input type="text" value="Foot"/> <input type="text" value="Hand"/>
 <input type="text" value="Nose"/> <input type="text" value="Mouth"/>	 <input type="text" value="Shoulder"/> <input type="text" value="Leg"/>
 <input type="text" value="Neck"/> <input type="text" value="Nose"/>	 <input type="text" value="Hand"/> <input type="text" value="Foot"/>

Name \_\_\_\_\_

Grade1



## Matching - Computer Parts

**Directions:** Identify and match each computer term.



1.

A. Keyboard



2.

B. Monitor



3.

C. Printer



4.

D. CPU



5.

E. Mouse



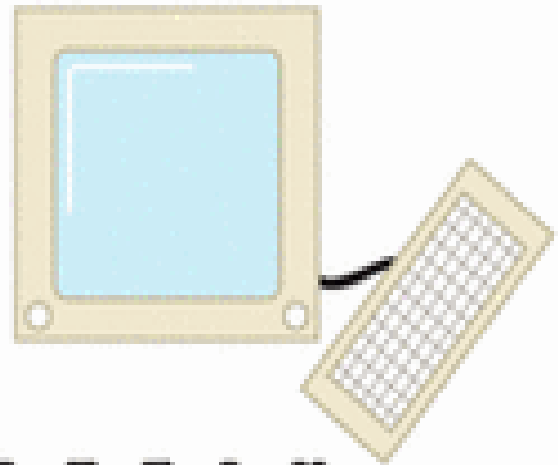
6.

F. Speakers

# Computer Word Search

## LOG ON FOR FUN!

Find and circle  
all of the words  
in the list  
below.




G	W	E	B	S	I	T	E	L	K
S	C	R	E	E	N	Y	B	P	E
F	M	A	L	A	T	S	G	R	Y
Q	O	G	A	M	E	S	K	I	B
D	U	T	P	C	R	F	L	N	O
I	S	A	T	M	N	R	H	T	A
S	E	Z	O	D	E	X	A	E	R
C	O	M	P	U	T	E	R	R	D

**COMPUTER**  
**SCREEN**  
**KEYBOARD**  
**MOUSE**  
**WEBSITE**



**PRINTER**  
**DISC**  
**INTERNET**  
**GAMES**  
**LAPTOP**

# COLOR THE PICTURE



## DANCE

Have to prepare dance on this song and record the video and send it to the class teacher.

- ❖ Guru Vandana - Guru Brahma Guru Vishnu  
Guru Devo Maheshwra

## MUSIC

Have to learn this and prepare video and send it to the class teacher.

1. Gyatri Mantra
2. Krishna Bhajan - Yashoda Ka Nand Laal

## ART & CRAFT

Make a lamp with the use of colorfull paper.



**Note:-**

- \* *Holiday Homework needs to be done in neat handwriting.*
- \* *Activities should be presented beautifully with excellent creativity.*
- \* *Holiday Homework is mandatory to be done by all the students within the stipulated time.*
- \* *Holiday Homework will be evaluated in overall result.*

**Happy Holidays !!!**

### **Holiday Homework Marks Distribution**

S.No.	Subject Name	Maximum Marks	Obtained Marks	Teacher's Signature
1	English	5		
2	Hindi	5		
3	Mathematics	5		
4	EVS	5		
5	Computer	5		

**Note:**

The Holiday Homework of each subject carries **\*\*5 marks\*\***, which will be included in the **\*\*Term-1 Internal Assessment (IA)\*\*** category. Students are advised to complete their work neatly and submit it on time